



**À quoi ressemblent les questions  
du test Ev@lang Collège?**



Ev@lang Collège se compose de 3 épreuves:

- Compréhension orale (listening)
- Compréhension écrite (reading)
- Grammaire et lexique (grammar and vocabulary)



## **Test composé de questions à choix multiples avec :**

- 1 support (audio / écrit)
- 1 question en anglais par support (pour la compréhension écrite et orale)
- 4 choix de réponse en anglais
- 1 seule bonne réponse possible



# Question de compréhension orale

## Exemple 1

La consigne est en anglais, elle est écrite. Ce sera toujours la même consigne : « *Click on the audio button and listen. Then choose the correct answer* ».

Voilà ce que vous pouvez voir à l'écran pour une question de compréhension orale.

The screenshot shows a web interface for a listening test. At the top, there is a yellow header with the logo 'ev@lang' and the text 'Listening. Part 1'. Below this is a black navigation bar with 'Question : 3 / 4', a progress indicator, a timer '0 : 03 : 31', and '© Onlineformapro'. The main content area has a grey background with the instruction 'Click on the audio button and listen. Then choose the correct answer.' and a play button icon. Below the instruction are four multiple-choice options, each consisting of a checkbox and a play button icon. A green 'Submit' button is at the bottom. Annotations in blue boxes provide instructions: one points to the play button in the top right, another points to the play buttons next to the options, and a larger one explains that the question and options are recorded and can be listened to multiple times within a time limit.


ev@lang Listening. Part 1


Question : 3 / 4 / 0 : 03 : 31 © Onlineformapro

Click on the audio button and listen. Then choose the correct answer.


 Vous devez cliquer sur chacun des 4 choix de réponse pour écouter les propositions.



 Cochez ensuite **une seule** réponse et cliquez sur « Submit ».




**La question et les choix de réponse sont enregistrés.**  
Ils ne sont pas écrits.  
Vous pouvez les écouter plusieurs fois en cliquant sur le symbole audio, mais attention le temps tourne et est limité.

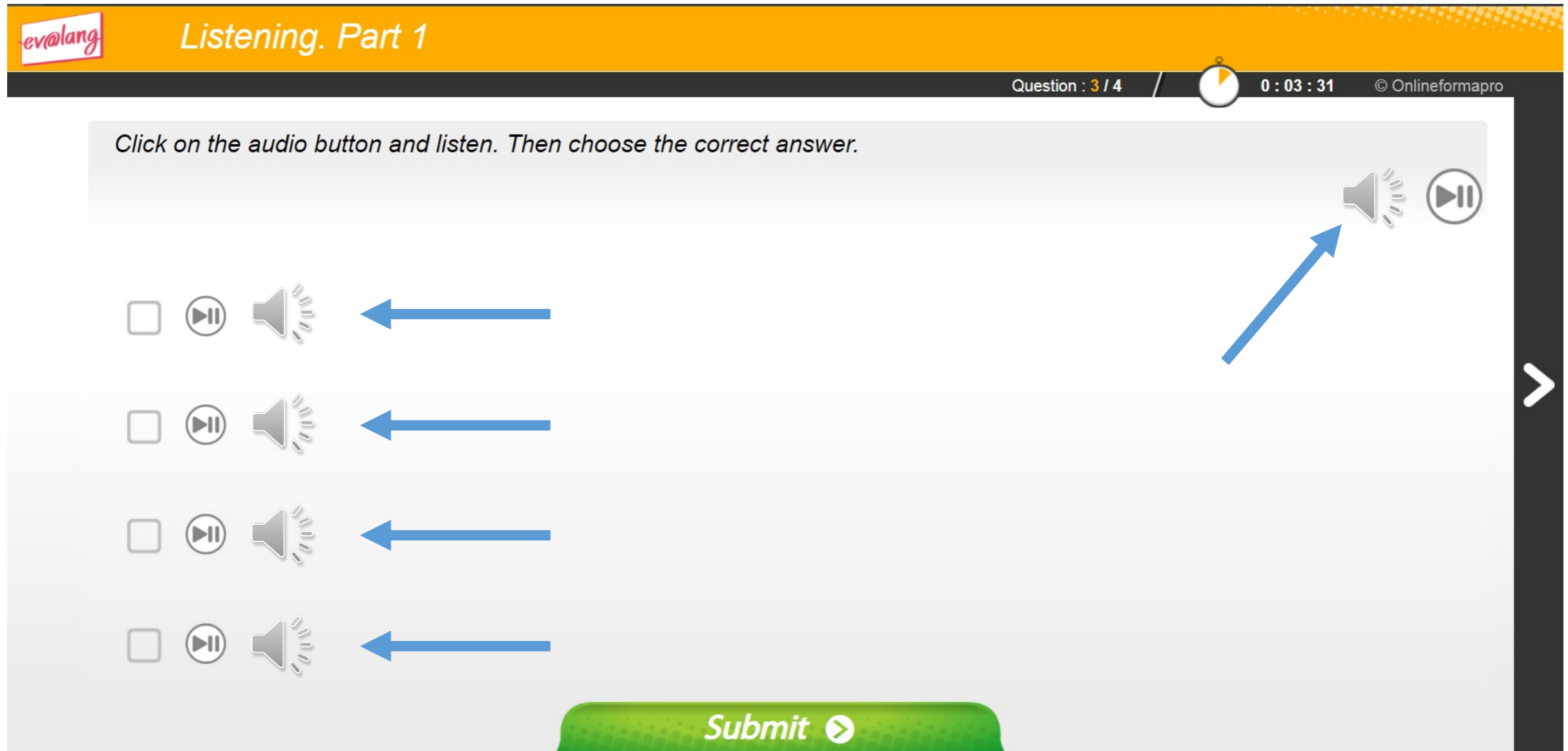
Submit 



# Question de compréhension orale

## Exemple 1



Ici, vous pouvez cliquer sur les symboles haut-parleur pour écouter la question et les 4 choix de réponse. **Attention** : lors du vrai test, il faut cliquer sur les symboles 







ev@lang Listening. Part 1



Question : 3 / 4 / 0 : 03 : 31 © Onlineformapro

Click on the audio button and listen. Then choose the correct answer.

  ←

  ←

  ←

  ←

Submit →



# Question de compréhension orale

## Exemple 2

La consigne est en anglais, elle est écrite. Il s'agit toujours de la même consigne.

Voilà ce que vous pouvez voir à l'écran pour une question de compréhension orale.

The screenshot shows a web interface for a listening test. At the top left is the logo 'ev@lang' and the title 'Listening. Part 1'. On the right, it says 'Question : 3 / 4', a timer '0 : 03 : 31', and '© Onlineformapro'. The main area contains the instruction 'Click on the audio button and listen. Then choose the correct answer.' followed by the question 'What does Mrs. Smith have to do?'. Below the question are four multiple-choice options, each with an unchecked checkbox: 'Ring Mr Peterson back.', 'Leave the hospital today.', 'Cancel her appointment.', and 'Go to a different doctor.'. At the bottom center is a green 'Submit' button with a right-pointing arrow. On the right side, there is a play/pause audio button and a right-pointing arrow. Blue callout boxes provide instructions: one points to the question and options, another points to the 'Submit' button, and a third points to the audio button.

ev@lang Listening. Part 1

Question : 3 / 4 / 0 : 03 : 31 © Onlineformapro

Click on the audio button and listen. Then choose the correct answer.

What does Mrs. Smith have to do?

- Ring Mr Peterson back.
- Leave the hospital today.
- Cancel her appointment.
- Go to a different doctor.

Submit ➤

Ici, la question et les 4 choix de réponse sont écrits. Ils ne sont pas enregistrés. Vous devez les lire attentivement.

Cochez ensuite une seule réponse et cliquez sur « Submit ».

Vous écoutez un support audio. Il peut s'agir d'un dialogue ou d'une situation de la vie quotidienne. Vous pouvez l'écouter plusieurs fois mais attention le temps tourne et est limité.





# Question de compréhension orale

## Exemple 2

Cliquez sur le symbole haut-parleur pour écouter l'enregistrement.

**Attention** : lors du vrai test, il faut cliquer sur le symbole 


 *Listening. Part 1*



Question : 3 / 4 /  0 : 03 : 31 © Onlineformapro


*Click on the audio button and listen. Then choose the correct answer.*


*What does Mrs. Smith have to do?*

- Ring Mr Peterson back.
- Leave the hospital today.
- Cancel her appointment.
- Go to a different doctor.

**Submit** 












# Question de compréhension orale

## Exemple 3

Cliquez sur le symbole haut-parleur pour écouter l'enregistrement.

**Attention** : lors du vrai test, il faut cliquer sur le symbole 



 *Listening. Part 3*


Question : 1 / 3 /  0 : 01 : 20 © Onlineformapro


*Click on the audio button and listen. Then choose the correct answer.*

*What do we learn about Aileen?*

- She gets on well with her sister.
- She wants to have her own home.
- She started a band with her friends.
- She works for a recording studio.

**Submit** 





# Question de compréhension écrite

## Exemple 1

**Vous lisez la question : elle porte sur le document écrit.**

**Voilà ce que vous voyez à l'écran pour une question de compréhension écrite.**

The screenshot shows a test interface with a yellow header containing the logo 'ev@lang' and the text 'Reading. Part 2'. Below the header, a black bar displays 'Question : 1 / 4', a timer '0 : 01 : 53', and '© Onlineformapro'. The main question area is titled 'What is Ryan writing about?' and contains a 'New message' box with the text: 'Hi Haley. Rome and Milan are great! I love these places: I enjoy sitting in cafés and speaking Italian. I'll come home next week. Love, Ryan'. To the right of the message are four radio button options: 'His friend.', 'His city.', 'His travels.', and 'His classes.'. A blue callout box points to the question text, and another points to the magnifying glass icon below the message box. A third blue callout box groups the four options, and a fourth points to the 'Submit' button at the bottom. The 'Submit' button is green with a white arrow.

**ev@lang** Reading. Part 2

Question : 1 / 4 / 0 : 01 : 53 © Onlineformapro

What is Ryan writing about?

**New message**

Hi Haley.  
Rome and Milan are great!  
I love these places: I enjoy sitting in cafés and speaking Italian.  
I'll come home next week.  
Love, Ryan

His friend.

His city.

His travels.

His classes.

**Submit** ➤

**En cliquant ici, vous pouvez agrandir le texte.**

**Pour répondre à la question, vous devez lire attentivement le document et les 4 choix de réponse.**

**Cochez ensuite une seule réponse et cliquez sur « Submit ».**



# Question de compréhension écrite

## Exemple 1

ev@lang Reading. Part 2

Question : 1 / 4 / 0 : 01 : 53 © Onlineformapro

What is Ryan writing about?

**New message**

Hi Haley.  
Rome and Milan are great!  
I love these places: I enjoy sitting in cafés and speaking Italian.  
I'll come home next week.  
Love, Ryan

- His friend.
- His city.
- His travels.
- His classes.

Submit ➔



# Question de compréhension écrite

## Exemple 1

ev@lang QuestionMaker

score : 0 / 3 © Onlineformapro

What is Ryan writing about?

**New message**

Hi Haley.  
Rome and Milan are great!  
I love these places: I enjoy sitting in cafés and speaking Italian.  
I'll come home next week.  
Love, Ryan



# Question de compréhension écrite

## Exemple 2



Why is this woman in New York?

**I <3 NY**



I am a big New York fan. My mom and dad live here, so I come once or twice a year. I enjoy the cool weather, the parks and the variety of restaurants. I would love to live here!



To work as a tour guide.

To visit family members.

To look for an apartment.

To shop with her friends.

Submit >



# Question de compréhension écrite

## Exemple 2

ev@lang QuestionMaker

Why is this woman in New York

score : 0 / 3 © Onlineformapro

**I <3 NY**



I am a big New York fan. My mom and dad live here, so I come once or twice a year. I enjoy the cool weather, the parks and the variety of restaurants. I would love to live here!



# Question de compréhension écrite

## Exemple 3



What is the purpose of this application?

**D**igital technology has changed our lives, but we spend hours on our smartphones, and this can be a problem. However, making small changes in our habits can have benefits. To improve your digital health, you first need to understand more about your personal technology use. Our application provides a daily view of how frequently you check your phone and use different applications. This information allows you to make healthy decisions about how much to use digital technology.

- To encourage you to eat healthier food.
- To lock personal gadgets during work.
- To help manage your technology time.
- To solve common computer problems.



Submit >



# Question de compréhension écrite

## Exemple 3

ev@lang QuestionMaker

score : 0 / 3 © Onlineformapro

What is the purpose of this application?

**D**igital technology has changed our lives, but we spend hours on our smartphones, and this can be a problem. However, making small changes in our habits can have benefits. To improve your digital health, you first need to understand more about your personal technology use. Our application provides a daily view of how frequently you check your phone and use different applications. This information allows you to make healthy decisions about how much to use digital technology.

computer problems.

pets during work.

technology time.

at healthier food.





# Question de Grammaire et Lexique

## Exemple 1

Voilà ce que vous voyez à l'écran pour une question de grammaire et lexique.

The screenshot shows a web-based test interface. At the top left is the logo 'ev@lang'. The title 'Grammar and Vocabulary. Part 2' is centered in the header. On the right, it displays 'Question : 1 / 4', a timer '0 : 01 : 36', and the copyright '© Onlineformapro'. The main question area contains the instruction 'Complete the sentence with the correct word or words.' Below this is a sentence: 'Emily, I'm [dropdown] dinner! What time will you get home?'. The dropdown menu is open, showing four options: 'drinking', 'cleaning', 'sitting', and 'cooking'. At the bottom, there is a green 'Submit' button with a right-pointing arrow. Three blue callout boxes with arrows provide instructions: one points to the instruction text, another points to the dropdown menu, and a third points to the sentence itself. A large white arrow on the right side of the interface indicates the next question.

ev@lang

Grammar and Vocabulary. Part 2

Question : 1 / 4 / 0 : 01 : 36 © Onlineformapro

Complete the sentence with the correct word or words.

Emily, I'm [dropdown] dinner! What time will you get home?

drinking  
cleaning  
sitting  
cooking

Submit ➤

La consigne est en anglais. Elle est toujours la même.

Pour répondre à la question, vous devez lire attentivement la phrase et les 4 choix de réponse.

Sélectionnez ensuite une seule réponse et cliquez sur « Submit ».



# Question de Grammaire et Lexique

## Exemple 2



### Grammar and Vocabulary. Part 3

Question : 1 / 6



0 : 02 : 48

© Onlineformapro

Complete the sentence with the correct word or words.

I need to buy a birthday present for Nathalie. What do you think about a  She likes jewellery.

- notebook?
- bracelet?
- perfume?
- jumper?

Submit



# Question de Grammaire et Lexique

## Exemple 3



### Grammar and Vocabulary. Part 3

Question : 1 / 6



0 : 02 : 48

© Onlineformapro

Complete the sentence with the correct word or words.

Hey Laura! Have you ever  in love on holiday?

- fell
- fall
- fallen
- falling

Submit



**Bon courage à tous!**

