

ÉV@LANG

TEST DE
POSITIONNEMENT






**À quoi ressemblent les questions
du test Ev@lang Collège?**






Ev@lang Collège se compose de 3 épreuves:

- Compréhension orale (listening)
 - Compréhension écrite (reading)
 - Grammaire et lexique (grammar and vocabulary)
- 



Test composé de questions à choix multiples avec :

- 1 support (audio / écrit)
 - 1 question en anglais par support (pour la compréhension écrite et orale)
 - 4 choix de réponse en anglais
 - 1 seule bonne réponse possible
- 

Question de compréhension orale


Exemple 1


La consigne est en anglais, elle est écrite. Ce sera toujours la même consigne : « *Click on the audio button and listen. Then choose the correct answer* ».


Voilà ce que vous pouvez voir à l'écran pour une question de compréhension orale.


The screenshot shows a digital test interface. At the top, a yellow header contains the logo 'EV@LANG' and the text 'Listening. Part 1'. Below this, a black bar displays 'Question : 3 / 4', a progress indicator, a timer '0 : 03 : 31', and the copyright '© Onlineformapro'. The main content area has a light gray background with the instruction 'Click on the audio button and listen. Then choose the correct answer.' in italics. Below the instruction is a list of four options, each consisting of a square checkbox and a circular audio play button. At the bottom of the interface is a green 'Submit' button with a right-pointing arrow. A large white arrow on the right side of the interface indicates the next question.

Click on the audio button and listen. Then choose the correct answer.


 Vous devez cliquer sur chacun des 4 choix de réponse pour écouter les propositions.



 Cochez ensuite **une seule** réponse et cliquez sur « Submit ».




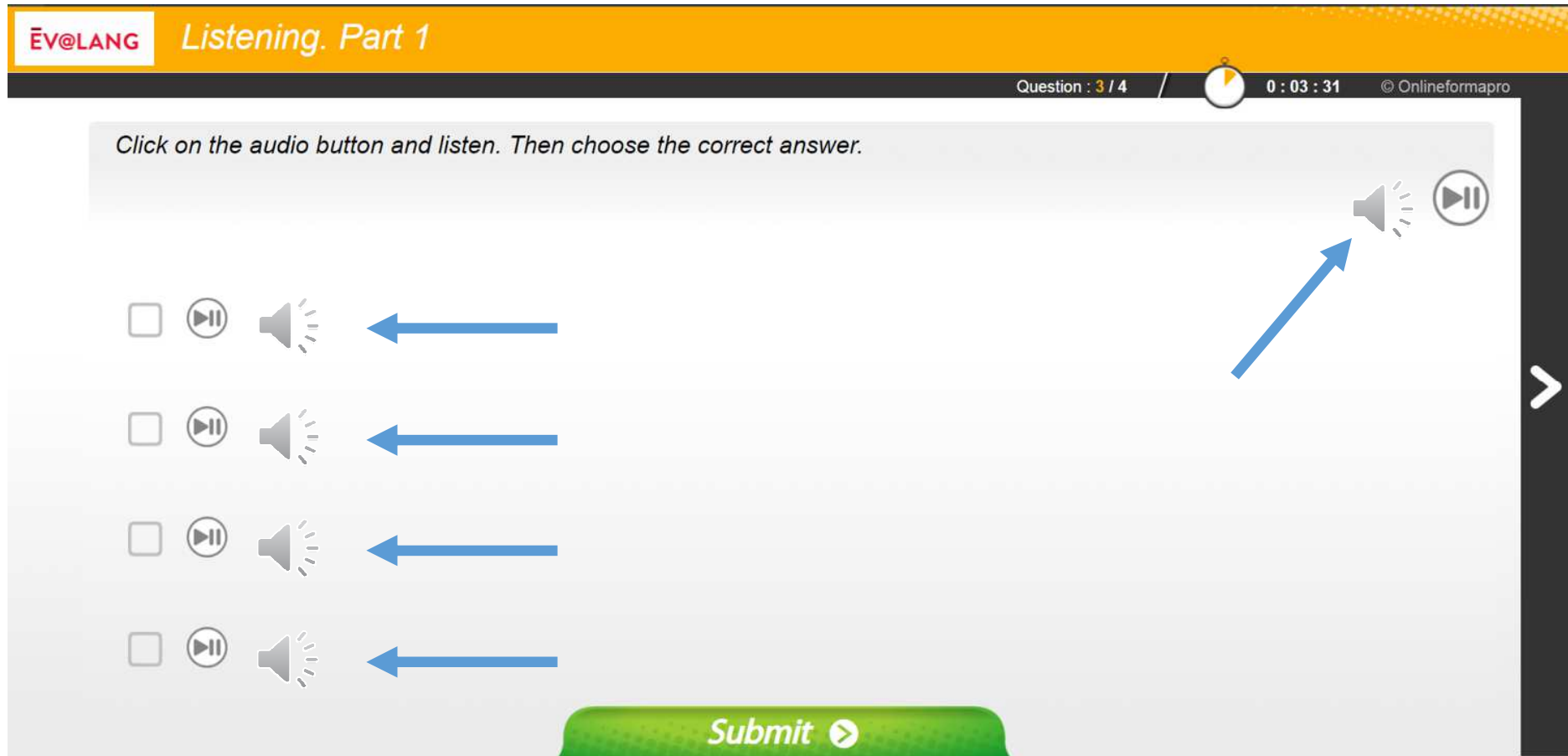
La question et les choix de réponse sont enregistrés.
Ils ne sont pas écrits.
Vous pouvez les écouter plusieurs fois en cliquant sur le symbole audio, mais attention le temps tourne et est limité.

Submit 

Question de compréhension orale

Exemple 1

Ici, vous pouvez cliquer sur les symboles haut-parleur pour écouter la question et les 4 choix de réponse. **Attention** : lors du vrai test, il faut cliquer sur les symboles 



The screenshot shows a digital interface for a listening test. At the top, a yellow banner contains the logo 'EV@LANG' and the text 'Listening. Part 1'. Below this, a black bar displays 'Question : 3 / 4', a progress indicator, a timer '0 : 03 : 31', and the copyright '© Onlineformapro'. The main area has a light gray background with the instruction: 'Click on the audio button and listen. Then choose the correct answer.' To the right of this instruction is a speaker icon and a play button icon. A blue arrow points from the play button icon to the speaker icon. Below the instruction are four rows, each containing a checkbox, a play button icon, a speaker icon, and a blue arrow pointing left. At the bottom center, there is a green button labeled 'Submit' with a right-pointing arrow. On the right side of the interface, there is a vertical black bar with a white right-pointing arrow.

Question de compréhension orale

Exemple 2

La consigne est en anglais, elle est écrite. Il s'agit toujours de la même consigne.

Voilà ce que vous pouvez voir à l'écran pour une question de compréhension orale.

The screenshot shows a web interface for a listening test. At the top, there is a yellow header with the logo 'EV@LANG' and the text 'Listening. Part 1'. Below the header, a black bar displays 'Question : 3 / 4', a progress indicator, a timer '0 : 03 : 31', and the copyright '© Onlineformapro'. The main content area has a grey background and contains the following text: 'Click on the audio button and listen. Then choose the correct answer.' followed by the question 'What does Mrs. Smith have to do?'. Below the question are four multiple-choice options, each with an unchecked checkbox: 'Ring Mr Peterson back.', 'Leave the hospital today.', 'Cancel her appointment.', and 'Go to a different doctor.'. At the bottom of the question area is a green 'Submit' button with a right-pointing arrow. On the right side of the interface, there is a play button icon and a right-pointing arrow. Blue callout boxes with arrows point to the question, the options, the play button, and the 'Submit' button.

EV@LANG Listening. Part 1

Question : 3 / 4 / 0 : 03 : 31 © Onlineformapro

Click on the audio button and listen. Then choose the correct answer.

What does Mrs. Smith have to do?

- Ring Mr Peterson back.
- Leave the hospital today.
- Cancel her appointment.
- Go to a different doctor.

Submit

Ici, la question et les 4 choix de réponse sont écrits. Ils ne sont pas enregistrés. Vous devez les lire attentivement.

Cochez ensuite une seule réponse et cliquez sur « Submit ».

Vous écoutez un support audio. Il peut s'agir d'un dialogue ou d'une situation de la vie quotidienne. Vous pouvez l'écouter plusieurs fois mais attention le temps tourne et est limité.

Question de compréhension orale

Exemple 2

Cliquez sur le symbole haut-parleur pour écouter l'enregistrement.

Attention : lors du vrai test, il faut cliquer sur le symbole 


EV@LANG *Listening. Part 1*

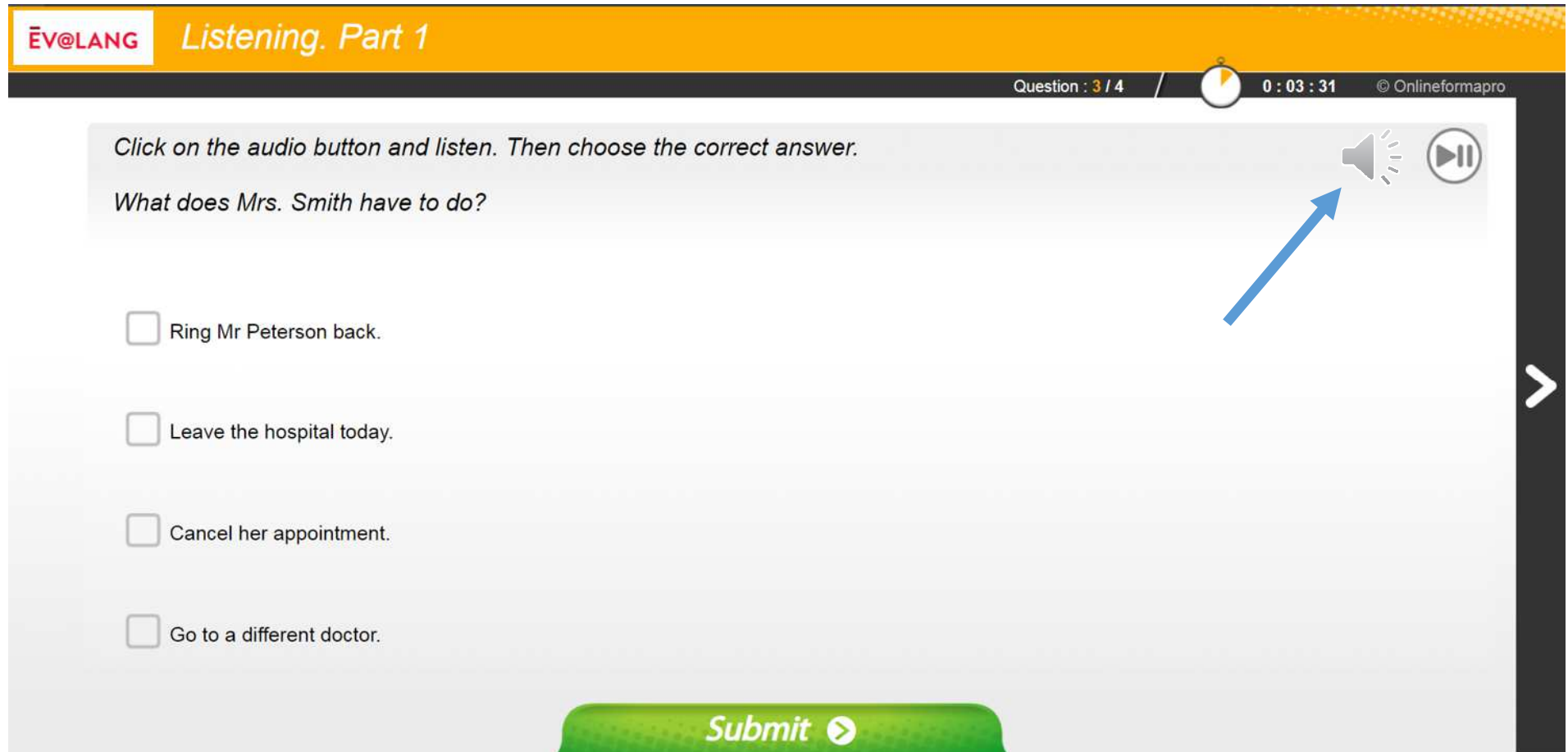
Question : 3 / 4 / 0 : 03 : 31 © Onlineformapro

Click on the audio button and listen. Then choose the correct answer.

What does Mrs. Smith have to do?

- Ring Mr Peterson back.
- Leave the hospital today.
- Cancel her appointment.
- Go to a different doctor.


Submit 



Question de compréhension orale

Exemple 3

Cliquez sur le symbole haut-parleur pour écouter l'enregistrement.

Attention : lors du vrai test, il faut cliquer sur le symbole 


EV@LANG *Listening. Part 3*




Question : 1 / 3 / 0 : 01 : 20 © Onlineformapro

Click on the audio button and listen. Then choose the correct answer.

What do we learn about Aileen?

- She gets on well with her sister.
- She wants to have her own home.
- She started a band with her friends.
- She works for a recording studio.

Submit 



Question de compréhension écrite

Exemple 1

Vous lisez la question : elle porte sur le document écrit.

Voilà ce que vous voyez à l'écran pour une question de compréhension écrite.

EV@LANG Reading. Part 2

Question : 1 / 4 / 0 : 01 : 53 © Onlineformapro

What is Ryan writing about?

New message

Hi Haley.
Rome and Milan are great!
I love these places: I enjoy sitting in cafés and speaking Italian.
I'll come home next week.
Love, Ryan

- His friend.
- His city.
- His travels.
- His classes.

Submit >

En cliquant ici, vous pouvez agrandir le texte.

Pour répondre à la question, vous devez lire attentivement le document et les 4 choix de réponse.

Cochez ensuite une seule réponse et cliquez sur « Submit ».

Question de compréhension écrite

Exemple 1

EV@LANG Reading. Part 2

Question : 1 / 4 / 0 : 01 : 53 © Onlineformapro

What is Ryan writing about?

New message

Hi Haley.
Rome and Milan are great!
I love these places: I enjoy sitting in cafés and speaking Italian.
I'll come home next week.
Love, Ryan

- His friend.
- His city.
- His travels.
- His classes.

Submit ➤

Question de compréhension écrite

Exemple 1

ev@lang QuestionMaker

score : 0 / 3 © Onlineformapre

What is Ryan writing about?

New message

Hi Haley.
Rome and Milan are great!
I love these places: I enjoy sitting in cafés and speaking Italian.
I'll come home next week.
Love, Ryan

Question de compréhension écrite


Exemple 2

EV@LANG Reading. Part 3

Question : 3 / 3 / 0 : 01 : 15 © Onlineformapro

Why is this woman in New York?

I <3 NY



I am a big New York fan. My mom and dad live here, so I come once or twice a year. I enjoy the cool weather, the parks and the variety of restaurants. I would love to live here!

- To work as a tour guide.
- To visit family members.
- To look for an apartment.
- To shop with her friends.

Submit >

Question de compréhension écrite

Exemple 2

ev@lang QuestionMaker

Why is this woman in New York

I <3 NY



I am a big New York fan. My mom and dad live here, so I come once or twice a year. I enjoy the cool weather, the parks and the variety of restaurants. I would love to live here!

score : 0 / 3 © Onlineformapro

Question de compréhension écrite

Exemple 3



What is the purpose of this application?

Digital technology has changed our lives, but we spend hours on our smartphones, and this can be a problem. However, making small changes in our habits can have benefits. To improve your digital health, you first need to understand more about your personal technology use. Our application provides a daily view of how frequently you check your phone and use different applications. This information allows you to make healthy decisions about how much to use digital technology.

- To encourage you to eat healthier food.
- To lock personal gadgets during work.
- To help manage your technology time.
- To solve common computer problems.

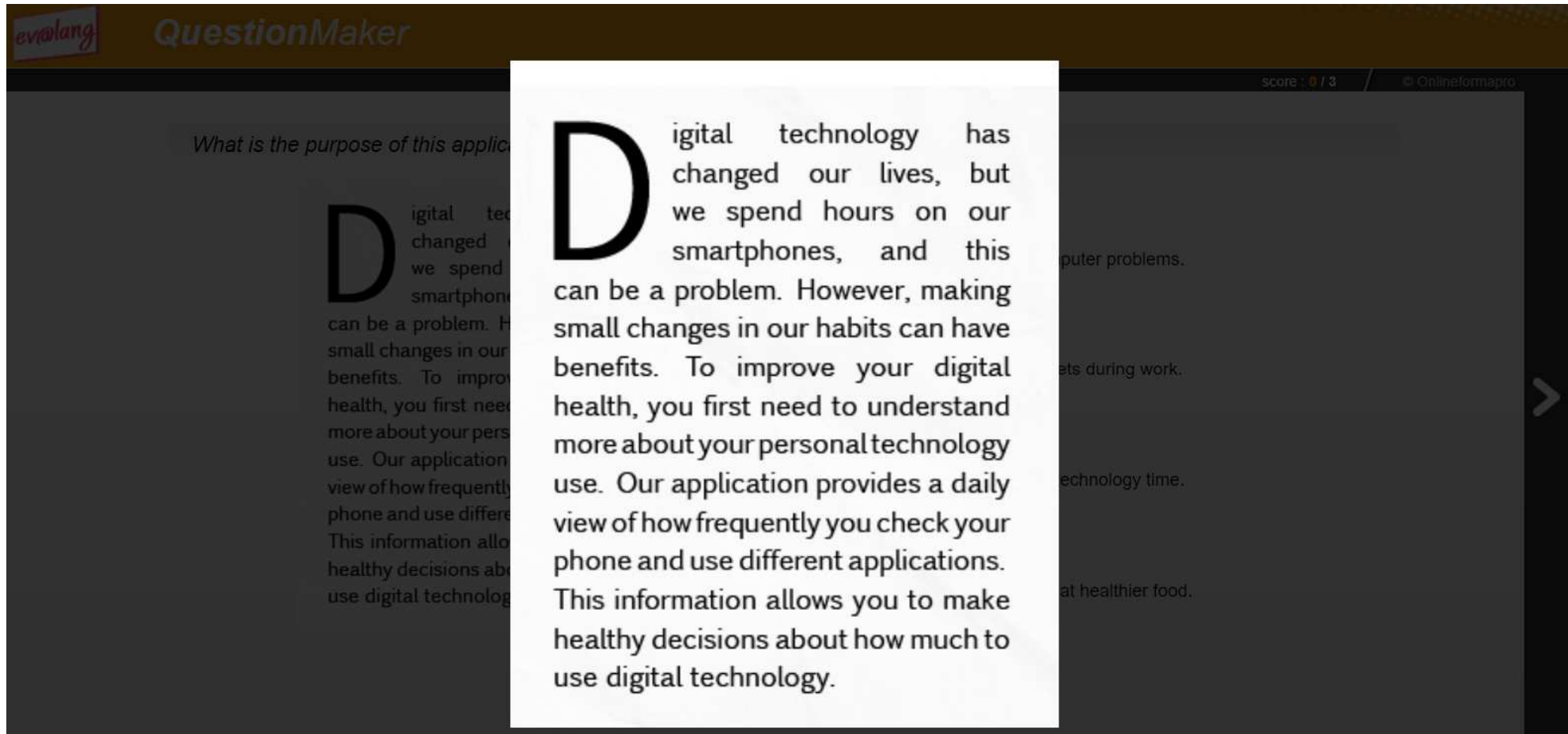


Submit



Question de compréhension écrite

Exemple 3



The screenshot shows a digital interface for a reading comprehension test. At the top left, there is a logo for 'evolang' and the text 'QuestionMaker'. In the top right corner, it displays 'score : 0 / 3' and '© Onlinetormapro'. The main content area features a reading passage with a large initial letter 'D' for the first sentence. The passage discusses how digital technology has changed our lives, particularly our smartphone usage, and how this can be a problem. It suggests that making small changes in our habits can have benefits and that to improve digital health, one must first understand their personal technology use. The application provides a daily view of how frequently users check their phones and use different apps, which allows them to make healthier decisions about their technology use.

What is the purpose of this application?

Digital technology has changed our lives, but we spend hours on our smartphones, and this can be a problem. However, making small changes in our habits can have benefits. To improve your digital health, you first need to understand more about your personal technology use. Our application provides a daily view of how frequently you check your phone and use different applications. This information allows you to make healthy decisions about how much to use digital technology.

computer problems.

ats during work.

technology time.

at healthier food.

Question de Grammaire et Lexique

Exemple 1

Voilà ce que vous voyez à l'écran pour une question de grammaire et lexique.

The screenshot shows a test interface with a yellow header bar containing the logo 'EV@LANG' and the title 'Grammar and Vocabulary. Part 2'. On the right side of the header, it displays 'Question : 1 / 4', a progress indicator, a timer '0 : 01 : 36', and the copyright '© Onlineformapro'. The main content area has a light gray background with the instruction 'Complete the sentence with the correct word or words.' in italics. Below this is a sentence: 'Emily, I'm dinner! What time will you get home?'. A dropdown menu is open under the blank space, showing four options: 'drinking', 'cleaning', 'sitting', and 'cooking'. At the bottom, there is a green 'Submit' button with a right-pointing arrow. Three blue callout boxes with white text and arrows provide instructions: one points to the instruction text, another points to the dropdown menu, and a third points to the sentence. A large white right-pointing arrow is visible on the right edge of the interface.

EV@LANG Grammar and Vocabulary. Part 2

Question : 1 / 4 / 0 : 01 : 36 © Onlineformapro

Complete the sentence with the correct word or words.

Emily, I'm dinner! What time will you get home?

- drinking
- cleaning
- sitting
- cooking

Submit ➤

La consigne est en anglais. Elle est toujours la même.

Pour répondre à la question, vous devez lire attentivement la phrase et les 4 choix de réponse.

Sélectionnez ensuite une seule réponse et cliquez sur « Submit ».

Question de Grammaire et Lexique

Exemple 2

EV@LANG

Grammar and Vocabulary. Part 3

Question : 1 / 6



0 : 02 : 48

© Onlineformapro

Complete the sentence with the correct word or words.

I need to buy a birthday present for Nathalie. What do you think about a She likes jewellery.

- notebook?
- bracelet?
- perfume?
- jumper?

Submit >

Question de Grammaire et Lexique

Exemple 3

EV@LANG

Grammar and Vocabulary. Part 3

Question : 1 / 6



0 : 02 : 48

© Onlineformapro

Complete the sentence with the correct word or words.

Hey Laura! Have you ever in love on holiday?

- fell
- fall
- fallen
- falling

Submit >



Bon courage à tous!

